

Retirement Security

Michael,
it's within your grasp if
you start now.



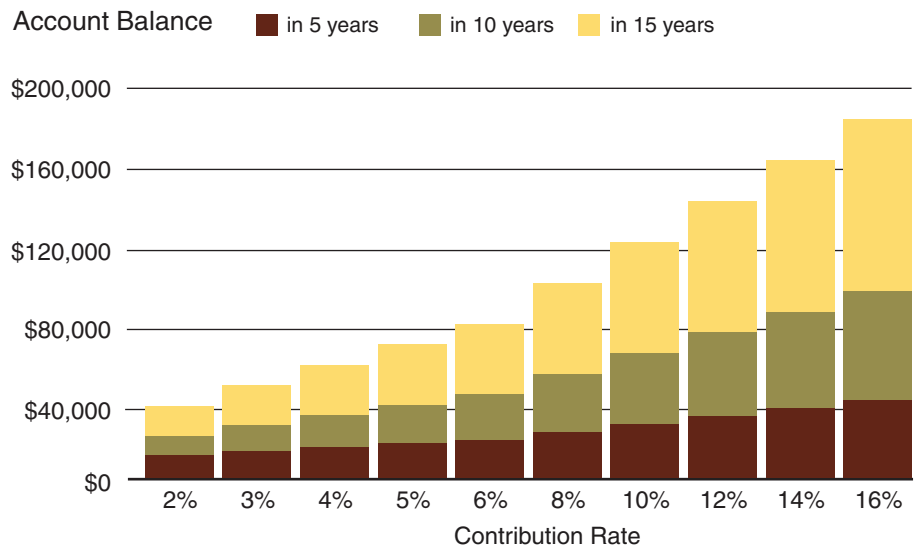
How much your account will be worth in the future depends on how much you contribute, the rate of return your investments earn, and how long your money is invested.

The chart at the right shows the nest-egg you will have at various times in the future and at different contribution rates.

It's in your best interest to start your retirement savings program as early as possible, so don't put off until tomorrow what you can do today. Join the 401(k) plan now.

The Power of Long-Term Investing

The chart below shows the power of a long-term investment program and the reason to start sooner rather than later.



Assumptions

Current Salary	\$30,000	Investment Return	8%
Current Balance	\$5,000	Employer Match	50% on first 6% of pay
Yearly Raise	3%		

To learn more about your 401(k) plan or to access tools that will help you invest wisely, visit the plan website at www.theplanwebsite.com or call 1-800-555-1212.

Although this report is based on information about you provided by your plan, it is only preliminary in nature and should not be treated or interpreted as an exhaustive, comprehensive analysis of your total financial situation. In addition, all the assumptions used in this report are for illustrative purposes only and are not guaranteed. You should not consider them predictive of the future. Federal law and possibly your plan limit the amount you can contribute to your account and you may not be able to invest as much as shown above. It is up to you to periodically review where you are along the road to retirement. You might find that you have more or less money than you had anticipated.

Retirement Security

Michael,
it's within your grasp
if you start now.



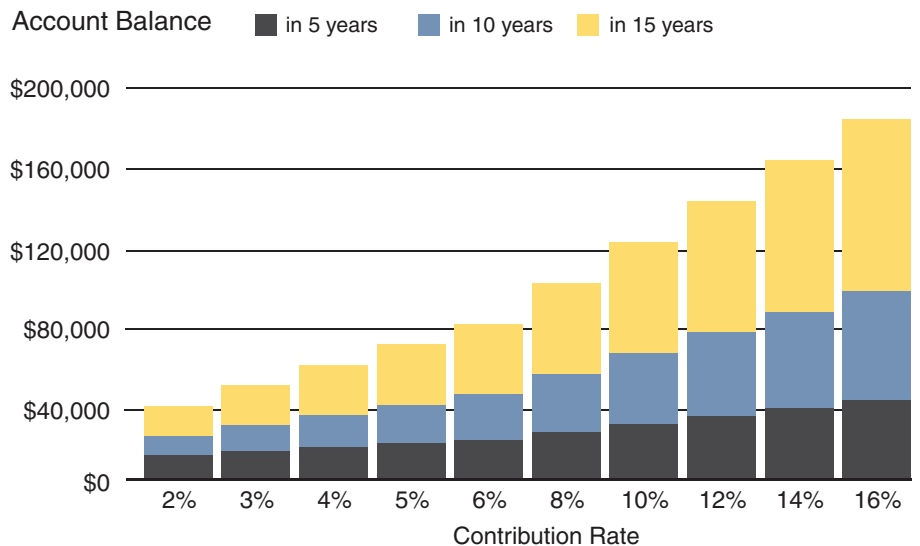
How much your account will be worth in the future depends on how much you contribute, the rate of return your investments earn, and how long your money is invested.

The chart at the right shows the nest-egg you will have at various times in the future and at different contribution rates.

It's in your best interest to start your retirement savings program as early as possible, so don't put off until tomorrow what you can do today. Join the 401(k) plan now.

The Power of Long-Term Investing

The chart below shows the power of a long-term investment program and the reason to start sooner rather than later.



Assumptions

Current Salary	\$30,000	Investment Return	8%
Current Balance	\$5,000	Employer Match	50% on first 6% of pay
Yearly Raise	3%		

To learn more about your 401(k) plan or to access tools that will help you invest wisely, visit the plan website at www.theplanwebsite.com or call 1-800-555-1212.

Although this report is based on information about you provided by your plan, it is only preliminary in nature and should not be treated or interpreted as an exhaustive, comprehensive analysis of your total financial situation. In addition, all the assumptions used in this report are for illustrative purposes only and are not guaranteed. You should not consider them predictive of the future. Federal law and possibly your plan limit the amount you can contribute to your account and you may not be able to invest as much as shown above. It is up to you to periodically review where you are along the road to retirement. You might find that you have more or less money than you had anticipated.

Retirement Security

Edward,
it's within your grasp
if you start now.



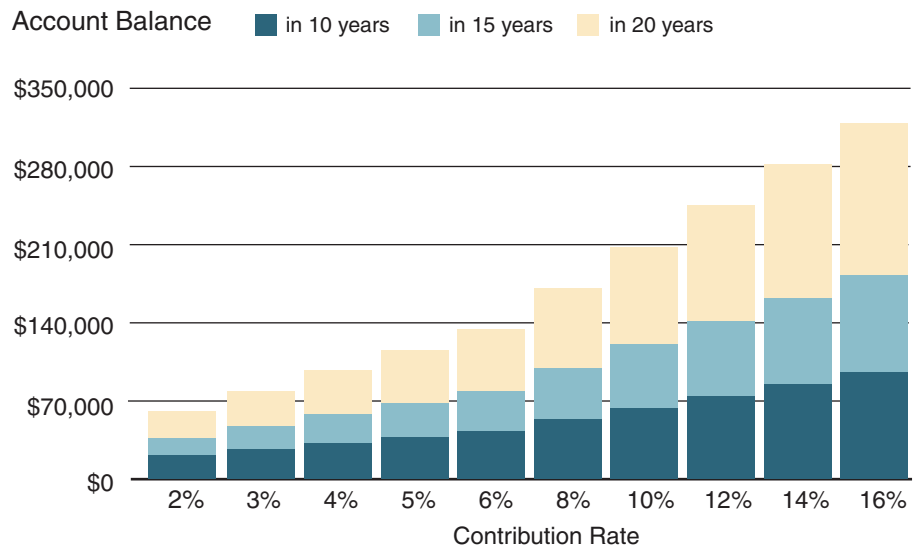
How much your account will be worth in the future depends on how much you contribute, the rate of return your investments earn, and how long your money is invested.

The chart at the right shows the nest-egg you will have at various times in the future and at different contribution rates.

It's in your best interest to start your retirement savings program as early as possible, so don't put off until tomorrow what you can do today. Join the 401(k) plan now.

The Power of Long-Term Investing

The chart below shows the power of a long-term investment program and the reason to start sooner rather than later.



Assumptions

Current Salary	\$30,000	Investment Return	8%
Current Balance	\$5,000	Employer Match	50% on first 6% of pay
Yearly Raise	3%		

To learn more about your 401(k) plan or to access tools that will help you invest wisely, visit the plan website at www.theplanwebsite.com or call 1-800-555-1212.

Although this report is based on information about you provided by your plan, it is only preliminary in nature and should not be treated or interpreted as an exhaustive, comprehensive analysis of your total financial situation. In addition, all the assumptions used in this report are for illustrative purposes only and are not guaranteed. You should not consider them predictive of the future. Federal law and possibly your plan limit the amount you can contribute to your account and you may not be able to invest as much as shown above. It is up to you to periodically review where you are along the road to retirement. You might find that you have more or less money than you had anticipated.



Financial Freedom

Michael,
it's within your grasp
if you start now.



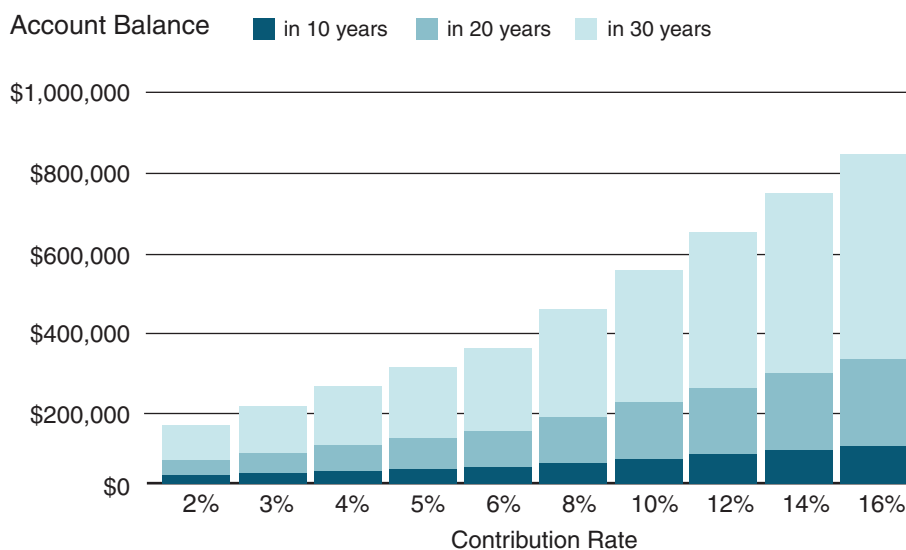
How much your account will be worth in the future depends on how much you contribute, the rate of return your investments earn, and how long your money is invested.

The chart at the right shows the nest-egg you will have at various times in the future and at different contribution rates.

It's in your best interest to start your retirement savings program as early as possible, so don't put off until tomorrow what you can do today. Join the 401(k) plan now.

The Power of Long-Term Investing

The chart below shows the power of a long-term investment program and the reason to start sooner rather than later.



Assumptions

Current Salary	\$30,000	Investment Return	8%
Current Balance	\$5,000	Employer Match	50% on first 6% of pay
Yearly Raise	3%		

To learn more about your 401(k) plan or to access tools that will help you invest wisely, visit the plan website at www.theplanwebsite.com or call 1-800-555-1212.

Although this report is based on information about you provided by your plan, it is only preliminary in nature and should not be treated or interpreted as an exhaustive, comprehensive analysis of your total financial situation. In addition, all the assumptions used in this report are for illustrative purposes only and are not guaranteed. You should not consider them predictive of the future. Federal law and possibly your plan limit the amount you can contribute to your account and you may not be able to invest as much as shown above. It is up to you to periodically review where you are along the road to retirement. You might find that you have more or less money than you had anticipated.

